

## PES143TC1M-4

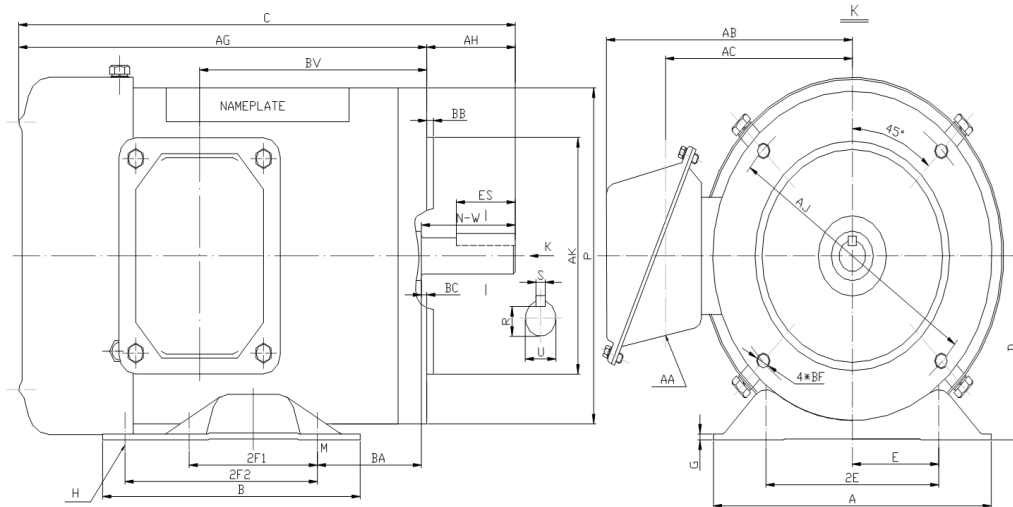
WASHDOWN DUTY MOTOR

NEMA PREMIUM EFFICIENCY

STAINLESS STEEL CONSTRUCTION - C-FLANGE WITH FEET

TOTALLY ENCLOSED FAN COOLED - IP66 CONSTRUCTION

INVERTER DUTY 10:1 CT; 20:1 VT - NEMA MG1 PART 31



### DIMENSIONS

HP	RPM	Frame	MOUNTING												
			A	B	C	D	G	H	E	2E	2F1	2F2	P	AG	BA
1	1800	143TC	6.5	6.5	13.81	3.5	0.118	0.35	2.75	5.5	4	5	6.5	11.69	2.75

FLANGE						Shaft Extension, Key Set					Conduit Box			
AH	AJ	AK	BB	BC	BF	U	R	S	ES	N-W	AA	AB	AC	BV
2.12	5.875	4.5	0.16	0.12	4*3/8-16	0.875	0.771	0.188	1.41	2.25	0.86	5.75	4.25	7.5

Bearings		Mount
DE	ODE	
6205-2RS	6205-2RS	F1

**BEARING LUBRICATIONS:** The sealed bearings come lubricated with NEVASTANE XS 80 Grease which complies with FDA Chapter 21 CFR 178.3570



## PESS143TC1M-4

**WASHDOWN DUTY MOTOR**

**NEMA PREMIUM EFFICIENCY**

**STAINLESS STEEL CONSTRUCTION - C-FLANGE WITH FEET**

**TOTALLY ENCLOSED FAN COOLED - IP66 CONSTRUCTION**


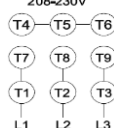
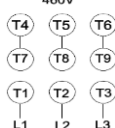



**INVERTER DUTY 10:1 CT; 20:1 VT - NEMA MG1 PART 31**

### PERFORMANCE DATA

HP	RPM	Frame	Voltage	Frequency (Hz)	Full Load S.F.	Insulation Class	NEMA Design	Slip (%)	NEMA Code	Enclosure Type	IP Rating	Max. Ambient
1	1740	143TC	208-230/460	60	1.15	F	B	3.3	K	TEFC	66	40 °C

Amps (460V)		Efficiency (%)			Power Factor			Torque (ft-lb)			DE Bearing	ODE Bearing	Connection	Weight (lbs.)
FLA	LRA	100%	75%	50%	100%	75%	50%	FLT	LRT %	BDT %				
1.5	15	85.5	78.0	74.0	0.71	0.60	0.46	3	285	300	6205-2RS	6205-2RS	9 Lead 2Y/Y	37

### NAME PLATE

		THREE PHASE AC INDUCTION MOTOR						Hernando, MS 38632			
						INVERTER DUTY 20:1 VT; 10:1 CT					
Model :	PESS143TC1M-4					IP	66	FRAME	143TC	LB/WT	37
HZ	60	S.F.	1.15	HZ	50	S.F.	1.0	NEMA DESIGN	B		
HP	1	RPM	1740	HP	1	RPM	1450	ENCL.	TEFC	INS	F
VOLTS	208-230/460			VOLTS	190/380			DUTY	CONT	AMB	40 °C
AMPS	3.1 - 3 / 1.5			AMPS	3.7/1.85			DE BRG	6205-2RS		
CODE	K	P.F.	0.71	CODE	K	P.F.	0.74	ODE BRG	6205-2RS		
EFF	85.5	MIN	82.5	EFF	82.5	MIN	79.5	SER NO.			
<div style="display: flex; justify-content: space-between;"> <div style="text-align: center;"> <p>208-230V</p>  </div> <div style="text-align: center;"> <p>460V</p>  </div> <div style="text-align: center;">    </div> <div style="text-align: center;"> <p>CC082A</p> <p>MADE IN CHINA</p> </div> </div>											

Factory Certified for T2B  
Div 2. Class I, Gr. A , B , C & D  
and Class II, Gr. F & G

### APPLICATIONS:

Applications include washdown applications, food processing, chemical processing, pharmaceuticals, poultry processing, meat processing, dairy applications, bakeries, snack foods, bottling and extremely corrosive environments.