



## PEXP145TC-2-4

**EXPLOSION PROOF ELECTRIC MOTOR**

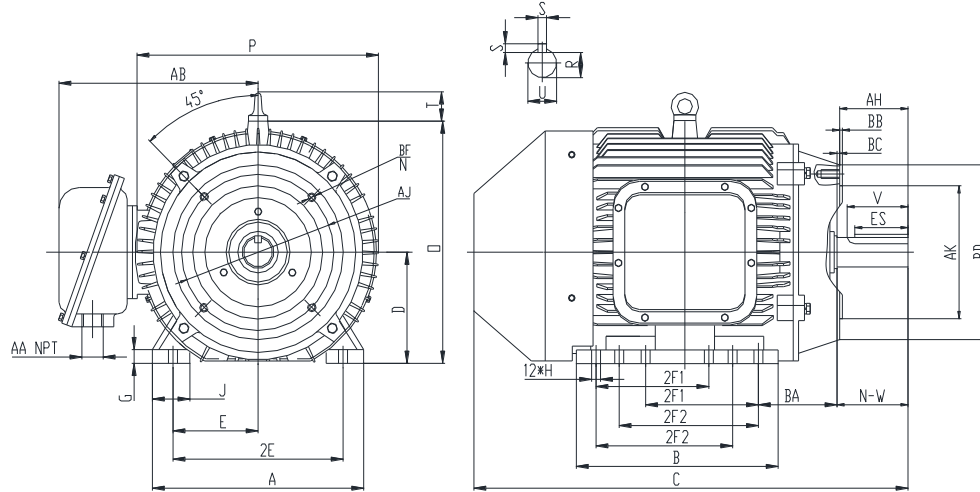
**NEMA PREMIUM EFFICIENCY**

**TOTALLY ENCLOSED FAN COOLED; EXPLOSION PROOF ENCLOSURE - C-FLANGE WITH FEET**

**CLASS I DIVISION I GROUP C & D; CLASS II DIVISION I GROUP F & G**

**T3C, with Ambient Temperature Rating: -20 ° C to 55 ° C @ 1.15 SF**

**T3C, with Ambient Temperature Rating: -20° C to 40° C @ 1.0 SF for Inverter Duty**



### DIMENSIONS

HP	RPM	Frame	MOUNTING														
			A	B	C	D	G	H	J	E	2E	2F1	2F2	O	P	T	BA
2	1800	145TC	7	8.15	15.4	3.5	0.5	0.34	1.4	2.75	5.5	4	5	7.83	8.3	1.72	2.25

FLANGE							Shaft Extension, Key Set						
AH	AJ	AK	BB	BC	BD	BF	U	V	R	S	ES	N-W	
2.12	5.875	4.5	0.16	0.12	6.5	4*3/8-16	0.875	2	0.771	0.188	1.41	2.25	

Conduit Box		Bearings		Mount
AA	AB	DE	ODE	
0.75	8.22	6205-ZZ	6205-ZZ	

**BEARING LUBRICATION:** The bearings come lubricated with Mobil Polyrex EM Polyurea Grease.





## PEXP145TC-2-4

**EXPLOSION PROOF ELECTRIC MOTOR**

**NEMA PREMIUM EFFICIENCY**

**TOTALLY ENCLOSED FAN COOLED; EXPLOSION PROOF ENCLOSURE - C-FLANGE WITH FEET**

**CLASS I DIVISION I GROUP C & D; CLASS II DIVISION I GROUP F & G**

**T3C, with Ambient Temperature Rating: -20 ° C to 55 ° C @ 1.15 SF**

**T3C, with Ambient Temperature Rating: -20° C to 40° C @ 1.0 SF for Inverter Duty**




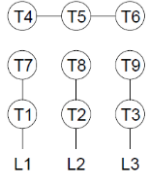
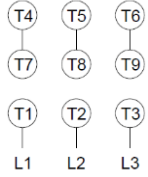
### PERFORMANCE DATA

HP	RPM	Frame	Voltage	Frequency (Hz)	Full Load S.F.	Insulation Class	NEMA Design	Slip (%)	NEMA Code	Enclosure Type	IP Rating	Max. Ambient	Oper Temp Code	Max. KVAR
2	1745	145TC	208-230/460	60	1.15	F	B	3.1	L	TEXP	55	40 °C	T3C	1.2

Amps (460V)		Max. Amps (208V)	Efficiency (%)			Power Factor			Torque (ft-lb)			DE Bearing	ODE Bearing	Connection	Weight (lbs.)
FLA	LRA	60Hz	100%	75%	50%	100%	75%	50%	FLT	LRT %	BDT %				
2.6	25	5.75	86.5	86.0	84.0	0.80	0.71	0.58	6	235	270	6205-2Z	6205-2Z	9 Lead 2Y/Y	88

### NAME PLATE

		<b>AC INDUCTION MOTOR</b> PREMIUM EFFICIENCY EXPLOSION-PROOF						CONNECTION DIAGRAMS																
CAT. NO.		PEXP145TC-2-4		FRAME 145TC		RATING CONT		PHASE 3																
DE BRG.		6205-2Z		ODE BRG.		6205-2Z		LUB. Mobil Polyrex EM																
MAX. AMB.		40 °C		INS. CLASS		F		CONN.		9 Lead 2Y/Y	SER.													
USABLE ON 208V 60HZ AT		5.8		MAX AMPS		ENCL		TEXP		WEIGHT 88														
60 HERTZ DATA	HP		2		RPM		1745		HP		2		RPM		1454									
	VOLTS				208-230/460				VOLTS				190/380											
	F.L. AMPS				5.8 - 5.2 / 2.6				F.L. AMPS				6.3/3.2											
	S.F. AMPS				2.99				S.F. AMPS				6.3/3.2											
	S.F.		1.15		DESIGN		B		CODE		L		S.F.		1.0		DESIGN		B		CODE		M	
	NEMA NOM.EFF		86.5		NOM. P.F.		0.80		NEMA NOM.EFF		85.3		NOM. P.F.		0.80									
NEMA MIN.EFF		84.0		MAX. KVAR		1.2		NEMA MIN.EFF		82.4														
General purpose use on industrial machinery installed in damp, dusty or dirty environments. These motors are designed for use in hazardous locations defined by class and group.								CC041B				CONNECTION DIAGRAMS 208-230V 												
Hernando, MS 38632												CONNECTION DIAGRAMS 460V 												



## PEXP145TC-2-4

**EXPLOSION PROOF ELECTRIC MOTOR**

**NEMA PREMIUM EFFICIENCY**


**TOTALLY ENCLOSED FAN COOLED; EXPLOSION PROOF ENCLOSURE - C-FLANGE WITH FEET**

**CLASS I DIVISION I GROUP C & D; CLASS II DIVISION I GROUP F & G**

**T3C, with Ambient Temperature Rating: -20 ° C to 55 ° C @ 1.15 SF**

**T3C, with Ambient Temperature Rating: -20° C to 40° C @ 1.0 SF for Inverter Duty**

### UL NAME PLATE

 LISTED E310089	ELECTRIC MOTOR FOR HAZARDOUS LOCATIONS			NO.XXXXXX
	Classes and Groups	Temp. code	Max. Amb.	Frame
	CLASS I DIVISION 1 GROUP C D,	T3C	40°C, 55°C	140/180/210
	CLASS II DIVISION 1 GROUP F G.	T3C	40°C	250~449
	CLASS I DIVISION 1 GROUP C D.	T2B	55°C	250~449
Inverter Rated				
PWM - Constant Torque - 12 to 60 Hertz, Variable Torque - 6 to 60 Hertz when the input to the PWM is 480V/60Hz;				
PWM - Constant Torque - 10 to 50 Hertz, Variable Torque - 5 to 50 Hertz, when the input to the PWM is 380V/50Hz.				
NEMA MG1-Part 31				8AP.866.1102

### APPLICATIONS:

General purpose use on pumps, fans, blowers, compressors, conveyors, material handling and other industrial machinery installed in damp, dusty or dirty environments. These motors are designed to be used in hazardous locations as defined by class and group.