

PEXP405TC-100-4

EXPLOSION PROOF ELECTRIC MOTOR

NEMA PREMIUM EFFICIENCY

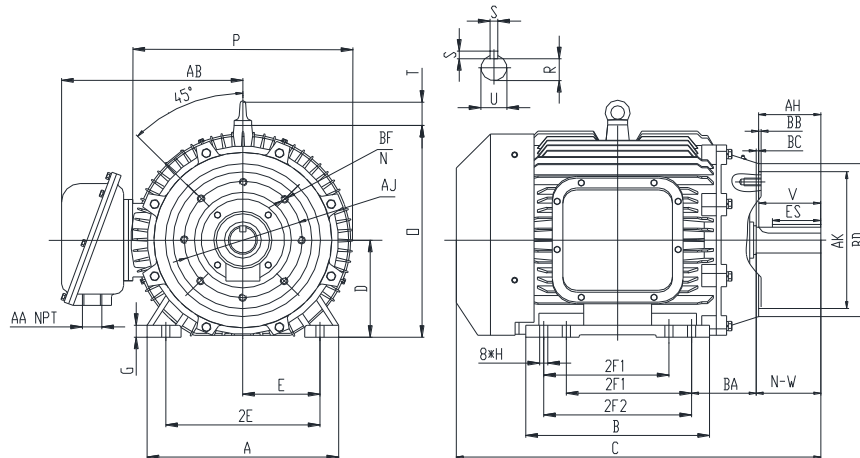
TOTALLY ENCLOSED FAN COOLED; EXPLOSION PROOF ENCLOSURE - C-FLANGE WITH FEET

CLASS I DIVISION I GROUP C & D; CLASS II DIVISION I GROUP F & G

T3C, with Ambient Temperature Rating: -20° C to 40° C @ 1.15 SF, or 1.0 SF for Inverter Duty

CLASS I DIVISION I GROUP C & D

T2B, with Ambient Temperature Rating: -20° C to 55° C @ 1.15 SF, or 1.0 SF for Inverter Duty



DIMENSIONS

HP	RPM	Frame	MOUNTING														
			A	B	C	D	G	H	J	E	2E	2F1	2F2	O	P	T	BA
100	1800	405TC	19.05	17.05	38.58	10	1.18	0.81	3.15	8	16	12.25	13.75	21.5	22.71	4.19	6.62

FLANGE							Shaft Extension, Key Set						
AH	AJ	AK	BB	BC	BD	BF	U	V	R	S	ES	N-W	
7	11	12.5	0.25	0.25	15.5	8*5/8-11	2.875	7	2.45	0.75	5.65	7.25	

Conduit Box		Bearings		Mount
AA	AB	DE	ODE	
3	18.7	6316/C3	6313/C3	F1

BEARING LUBRICATION: The bearings come lubricated with Mobil Polyrex EM Polyurea Grease. It is recommended that you add some additional lubrication when the motor is installed.

Three options (brands) for suitable lubrication include, but are not limited to, the following:

- 1.) Mobil Polyrex EM
- 2.) Citco Polyurea MP
- 3.) Conoco Phillips Polytac EP





PEXP405TC-100-4

EXPLOSION PROOF ELECTRIC MOTOR

NEMA PREMIUM EFFICIENCY

TOTALLY ENCLOSED FAN COOLED; EXPLOSION PROOF ENCLOSURE - C-FLANGE WITH FEET

CLASS I DIVISION I GROUP C & D; CLASS II DIVISION I GROUP F & G

T3C, with Ambient Temperature Rating: -20° C to 40° C @ 1.15 SF, or 1.0 SF for Inverter Duty

CLASS I DIVISION I GROUP C & D




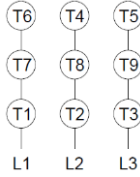
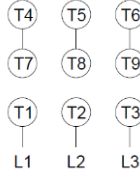
T2B, with Ambient Temperature Rating: -20° C to 55° C @ 1.15 SF, or 1.0 SF for Inverter Duty

PERFORMANCE DATA

HP	RPM	Frame	Voltage	Frequency (Hz)	Full Load S.F.	Insulation Class	NEMA Design	Slip (%)	NEMA Code	Enclosure Type	IP Rating	Max. Ambient	Oper Temp Code	Max. KVAR
100	1785	405TC	208-230/460	60	1.15	F	B	0.8	G	TEXP	55	40 °C	T3C	24.9

Amps (460V)		Max. Amps (208V)	Efficiency (%)			Power Factor			Torque (ft-lb)			DE Bearing	ODE Bearing	Connection	Weight (lbs.)
FLA	LRA	60Hz	100%	75%	50%	100%	75%	50%	FLT	LRT %	BDT %				
109.5	725	242.16	95.4	95.4	94.8	0.87	0.85	0.82	293.4	125	200	6316/C3	6313/C3	9 Lead 2Δ/Δ	1213

NAME PLATE

		AC INDUCTION MOTOR PREMIUM EFFICIENCY EXPLOSION-PROOF						CONNECTION DIAGRAMS																
CAT. NO.		PEXP405TC-100-4		FRAME		405TC		RATING CONT		PHASE		3												
DE BRG.			6316/C3			ODE BRG.			6313/C3			LUB.			Mobil Polyrex EM									
MAX. AMB.		40 °C		INS. CLASS		F		CONN.		9 Lead 2Δ/Δ		SER.												
USABLE ON 208V 60HZ AT				242.2 MAX AMPS				ENCL		TEXP		WEIGHT 1213												
60 HERTZ DATA	HP		100		RPM		1785		HP		100		RPM		1488									
	VOLTS				208-230/460				VOLTS				190/380											
	F.L. AMPS				242.2 - 219 / 109.5				F.L. AMPS				265.1/132.6											
	S.F. AMPS				125.93				S.F. AMPS				265.1/132.6											
	S.F.		1.15		DESIGN		B		CODE		G		S.F.		1.0		DESIGN		B		CODE		H	
	NEMA NOM.EFF		95.4		NOM. P.F.		0.87		NEMA NOM.EFF		95.0		NOM. P.F.		0.87									
NEMA MIN.EFF		94.5		MAX. KVAR		24.9		NEMA MIN.EFF		94.0														
General purpose use on industrial machinery installed in damp, dusty or dirty environments. These motors are designed for use in hazardous locations defined by class and group. Hernando, MS 38632												CC041B												
												208-230V 												
												460V 												



PEXP405TC-100-4

EXPLOSION PROOF ELECTRIC MOTOR

NEMA PREMIUM EFFICIENCY

TOTALLY ENCLOSED FAN COOLED; EXPLOSION PROOF ENCLOSURE - C-FLANGE WITH FEET


CLASS I DIVISION I GROUP C & D; CLASS II DIVISION I GROUP F & G

T3C, with Ambient Temperature Rating: -20° C to 40° C @ 1.15 SF, or 1.0 SF for Inverter Duty

CLASS I DIVISION I GROUP C & D

T2B, with Ambient Temperature Rating: -20° C to 55° C @ 1.15 SF, or 1.0 SF for Inverter Duty

UL NAME PLATE

 LISTED E310089	ELECTRIC MOTOR FOR HAZARDOUS LOCATIONS			NO.XXXXXX
	Classes and Groups	Temp. code	Max. Amb.	Frame
	CLASS I DIVISION 1 GROUP C D,	T3C	40°C, 55°C	140/180/210
	CLASS II DIVISION 1 GROUP F G,	T3C	40°C	250~449
	CLASS I DIVISION 1 GROUP C D.	T2B	55°C	250~449
Inverter Rated				
<p>PWM - Constant Torque - 12 to 60 Hertz, Variable Torque - 6 to 60 Hertz when the input to the PWM is 480V/60Hz;</p> <p>PWM - Constant Torque - 10 to 50 Hertz, Variable Torque - 5 to 50 Hertz, when the input to the PWM is 380V/50Hz.</p>				
NEMA MG1-Part 31				8AP.866.1102

APPLICATIONS:

General purpose use on pumps, fans, blowers, compressors, conveyors, material handling and other industrial machinery installed in damp, dusty or dirty environments. These motors are designed to be used in hazardous locations as defined by class and group.