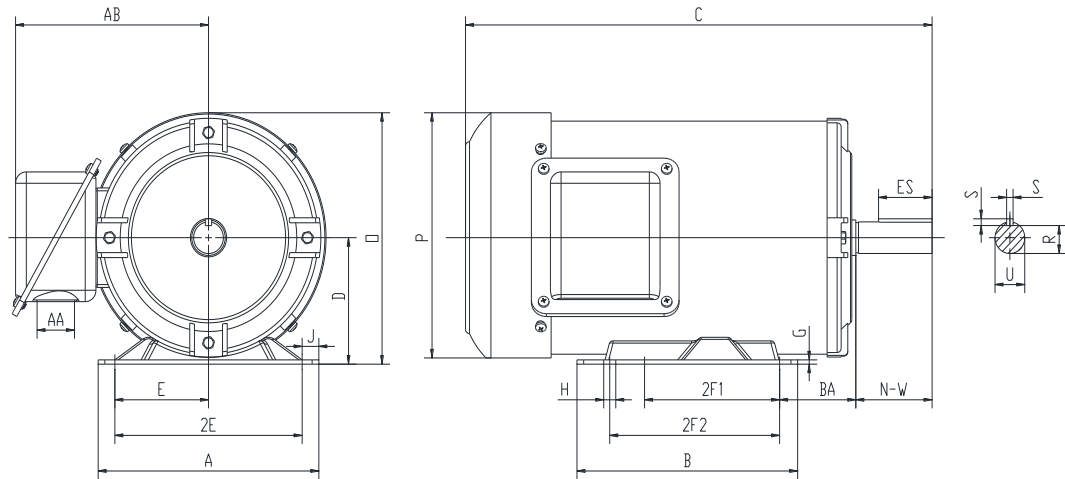




PR143T1.5M2A

GENERAL PURPOSE ELECTRIC MOTOR
NEMA PREMIUM EFFICIENCY
ROLLED STEEL CONSTRUCTION
TOTALLY ENCLOSED FAN COOLED
INVERTER RATED (10:1 VT; 5:1 CT)



DIMENSIONS

HP	RPM	Frame	MOUNTING														
			A	B	C	D	G	H	J	E	2E	2F1	2F2	O	P	T	BA
1.5	3600	143T	6.5	6.5	11.5	3.5	0.12	0.34	0.5	2.75	5.5	4	5	7	6.8	NA	2.25

Shaft Extension, Key Set						Conduit Box		Bearings		Mount
U	V	R	S	ES	N-W	AA	AB	DE	ODE	
0.875	NA	0.771	0.188	1.41	2.25	1.1	6	6205-2RZC3	6203-2RZC3	F1

BEARING LUBRICATION: The bearings come lubricated with Mobil Polyrex EM Polyurea Grease.





PR143T1.5M2A

GENERAL PURPOSE ELECTRIC MOTOR
NEMA PREMIUM EFFICIENCY
ROLLED STEEL CONSTRUCTION
TOTALLY ENCLOSED FAN COOLED
INVERTER RATED (10:1 VT; 5:1 CT)



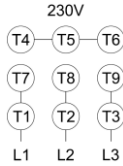




PERFORMANCE DATA

HP	RPM	Frame	Voltage	Frequency (Hz)	Full Load S.F.	Insulation Class	NEMA Design	Slip (%)	NEMA Code	Enclosure Type	IP Rating	Max. Ambient
1.5	3500	143T	230/460	60	1.15	F	B	2.8	N	TEFC	55	40 °C

Amps (460V)		Efficiency (%)			Power Factor			Torque (ft-lb)			DE Bearing	ODE Bearing	Connection	Weight (lbs.)
FLA	LRA	100%	75%	50%	100%	75%	50%	FLT	LRT %	BDT %				
1.9	15.6	84.0	85.4	82.1	0.86	0.82	0.71	2.27	361	406	6205-2RZC3	6203-2RZC3	9 Lead 2Y/Y	27

*Usable at 208 Volts

NAME PLATE

		THREE PHASE AC INDUCTION MOTOR											
CAT NO:	PR143T1.5M2A	FRAME	143T	PH	3								
HZ	60	S.F.	1.15	ENCL	TEFC	IP	55						
HP	1.5	RPM	3500	DUTY	CONT	DES	B						
VOLT	230/460		AMB	40 °C	INS	F							
FLA	3.8/1.9		DE BRG	6205-2RZC3									
CODE	N	P.F.	0.86	ODE BRG	6203-2RZC3								
EFF	84.0	MIN	81.5	LBS	27								
CONNECTION	9 Lead 2Y/Y		SER NO.										
Hernando, MS www.naemotors.com								CC340B					

APPLICATIONS:

General purpose use on pumps, fans, blowers, compressors, conveyors, material handling and other industrial machinery installed in damp, dusty or dirty environments.