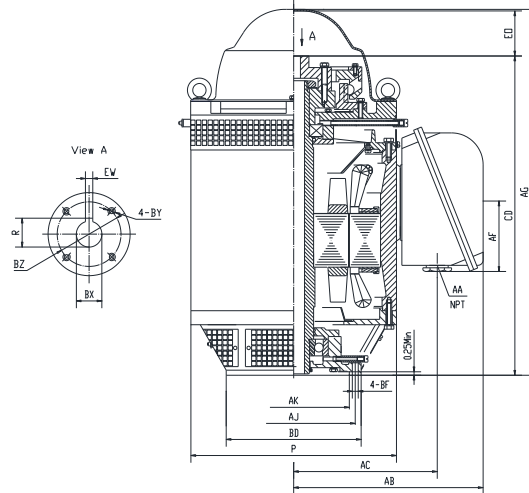




**V1-20D4-W25610A**

**VERTICAL HOLLOW SHAFT MOTOR**  
**NEMA PREMIUM EFFICIENCY**  
**INVERTER RATED 10:1 VT**  
**HIGH THRUST DESIGN**  
**THREE PHASE, OPEN DRIP PROOF (WP1) ENCLOSURE**  
**NON-REVERSE BALL TYPE RATCHET**  
**COUPLING INCLUDED**



**DIMENSIONS**

HP	RPM	Frame	MOUNTING DIMENSIONS													
			BD	AJ	AK	BF	BX	BZ	EW	R	BY	CD	E0 >	AC	AA	AF
20	1780	256TP	10	9.125	8.25	0.44	1	1.38	0.25	1.114	10-32	23.38	3.22	10.6	3	5.83

OVERALL DIMENSIONS			BEARINGS	
P	AB	AG	UPPER	LOWER
15.24	14.39	26.8	6212	7312B

**COUPLING:** Motor comes with a 1.0" coupling. You may select a different size coupling at no extra charge.

**BEARING LUBRICATION:** The bearings come lubricated with Mobil Polyrex EM Polyurea Grease.

**STEADY BUSHING:** Motor is designed to accept a steady bushing. The bore size is 1 inches.





## V1-20D4-W25610A

**VERTICAL HOLLOW SHAFT MOTOR**  
**NEMA PREMIUM EFFICIENCY**  
**INVERTER RATED 10:1 VT**  
**HIGH THRUST DESIGN**  
**THREE PHASE, OPEN DRIP PROOF (WP1) ENCLOSURE**  
**NON-REVERSE BALL TYPE RATCHET**  
**COUPLING INCLUDED**



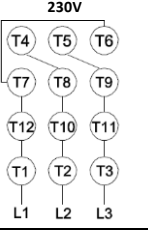





### PERFORMANCE DATA

HP	RPM	Frame	Voltage	Frequency (Hz)	Full Load S.F.	Insulation Class	NEMA Design	Slip (%)	NEMA Code	Enclosure Type	IP Rating	Max. Ambient	Rating CONT
20	1780	256TP	230/460	60	1.15	F	B	1.08	H	WP1	23	40° C	S1

Amps (460V)		Efficiency (%)				Power Factor			Torque (ft-lb)			Down Thrust	Radial Ball Bearing	Angular Contact Bearing	Connection	Weight (lbs.)
FLA	LRA	100%	75%	50%	Min.	100%	75%	50%	FLT	LRT %	BDT %	3200	UPPER	LOWER	12 Lead 2Δ/Δ	510
23.5	174	93.0	92.8	91.6	91.7	0.86	0.82	0.72	58	235	265		6212	7312B		

### NAME PLATE

 <b>VERTICAL HOLLOW SHAFT HIGH THRUST DESIGN</b> 						CONNECTION DIAGRAMS			
MODEL V1-20D4-W25610A						FRAME 256TP			
Hz	60	S.F.	1.15	ENCL	WP1	DESIGN	B		
HP	20	RPM	1780	INS	F	PHASE	3		
VOLTS	230/460	FLA	47/23.5	MAX.AMBIENT		40° C			
Enclosure	ODP	IP	23	RATING		CONTINUOUS			
NEMA CODE	H	P.F.	0.86	MOTOR WEIGHT		510	LBS.		
NOM EFF	93.0	MIN EFF	91.7	CONNECTION		12 Lead 2Δ/Δ			
DOWN THRUST		3200		BASE DIAMETER		10	INCHES		
UPPER BEARING		6212		LOWER BEARING		7312B			
LUBRICATION		MOBIL POLYREX EM		LUBRICATION		MOBIL POLYREX EM			
NON-REVERSE RATCHET - BALL TYPE		SERIAL NO.							
Specifically designed for use on deep well turbine pump applications. Hernando, Mississippi									
ROTATION								PART WIND START CAPABLE @ 230V	
<b>MOTOR IS SUITABLE FOR INVERTER RATED 10:1 VT</b>									

### APPLICATIONS:

Specifically designed for use on deep well turbine pump applications. The coupling is equipped with a non-reverse ratchet, which prevents motor rotation from backspin at shutdown. These motors are built to NEMA standards and have special bearing arrangements to carry heavy thrust loads.