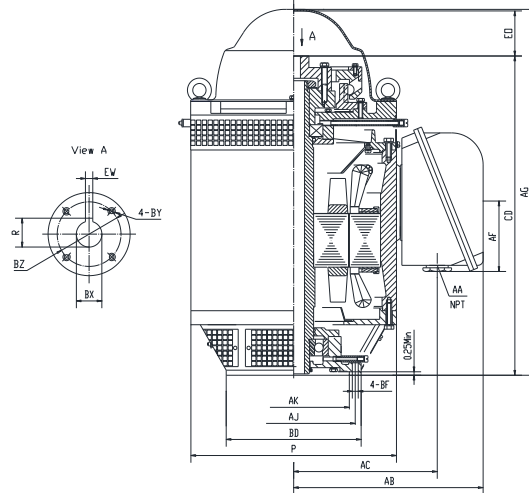




V1-25D4-W28410A

VERTICAL HOLLOW SHAFT MOTOR
NEMA PREMIUM EFFICIENCY
INVERTER RATED 10:1 VT
HIGH THRUST DESIGN
THREE PHASE, OPEN DRIP PROOF (WP1) ENCLOSURE
NON-REVERSE BALL TYPE RATCHET
COUPLING INCLUDED



DIMENSIONS

HP	RPM	Frame	MOUNTING DIMENSIONS													
			BD	AJ	AK	BF	BX	BZ	EW	R	BY	CD	E0 >	AC	AA	AF
25	1780	284TP	10	9.125	8.25	0.44	1	1.38	0.25	1.114	10-32	24.75	3.22	10.6	3	5.83

OVERALL DIMENSIONS			BEARINGS	
P	AB	AG	UPPER	LOWER
15.24	14.39	28.2	6212	7312B

COUPLING: Motor comes with a 1.0" coupling. You may select a different size coupling at no extra charge.

BEARING LUBRICATION: The bearings come lubricated with Mobil Polyrex EM Polyurea Grease.

STEADY BUSHING: Motor is designed to accept a steady bushing. The bore size is 1 inches.





V1-25D4-W28410A



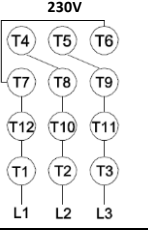
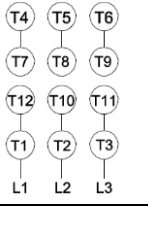




VERTICAL HOLLOW SHAFT MOTOR
NEMA PREMIUM EFFICIENCY
INVERTER RATED 10:1 VT
HIGH THRUST DESIGN
THREE PHASE, OPEN DRIP PROOF (WP1) ENCLOSURE
NON-REVERSE BALL TYPE RATCHET
COUPLING INCLUDED

PERFORMANCE DATA

HP	RPM	Frame	Voltage	Frequency (Hz)	Full Load S.F.	Insulation Class	NEMA Design	Slip (%)	NEMA Code	Enclosure Type	IP Rating	Max. Ambient	Rating CONT
25	1780	284TP	230/460	60	1.15	F	B	0.96	H	WP1	23	40° C	S1

Amps (460V)		Efficiency (%)				Power Factor			Torque (ft-lb)			Down Thrust	Radial Ball Bearing	Angular Contact Bearing	Connection	Weight (lbs.)
FLA	LRA	100%	75%	50%	Min.	100%	75%	50%	FLT	LRT %	BDT %	3200	UPPER	LOWER	12 Lead 2Δ/Δ	554
28.8	222	93.6	93.2	91.9	92.4	0.86	0.82	0.72	72	238	270		6212	7312B		

NAME PLATE

 VERTICAL HOLLOW SHAFT HIGH THRUST DESIGN 						CONNECTION DIAGRAMS			
MODEL V1-25D4-W28410A						FRAME 284TP			
Hz	60	S.F.	1.15	ENCL	WP1	DESIGN	B		
HP	25	RPM	1780	INS	F	PHASE	3		
VOLTS	230/460	FLA	57.6/28.8	MAX.AMBIENT		40° C			
Enclosure	ODP	IP	23	RATING		CONTINUOUS			
NEMA CODE	H	P.F.	0.86	MOTOR WEIGHT		554 LBS.			
NOM EFF	93.6	MIN EFF	92.4	CONNECTION		12 Lead 2Δ/Δ			
DOWN THRUST		3200		BASE DIAMETER		10 INCHES			
UPPER BEARING		6212		LOWER BEARING		7312B			
LUBRICATION		MOBIL POLYREX EM		LUBRICATION		MOBIL POLYREX EM			
NON-REVERSE RATCHET - BALL TYPE		SERIAL NO.							
Specifically designed for use on deep well turbine pump applications. Hernando, Mississippi									
ROTATION						PART WIND START CAPABLE @ 230V			
MOTOR IS SUITABLE FOR INVERTER RATED 10:1 VT									

APPLICATIONS:

Specifically designed for use on deep well turbine pump applications. The coupling is equipped with a non-reverse ratchet, which prevents motor rotation from backspin at shutdown. These motors are built to NEMA standards and have special bearing arrangements to carry heavy thrust loads.