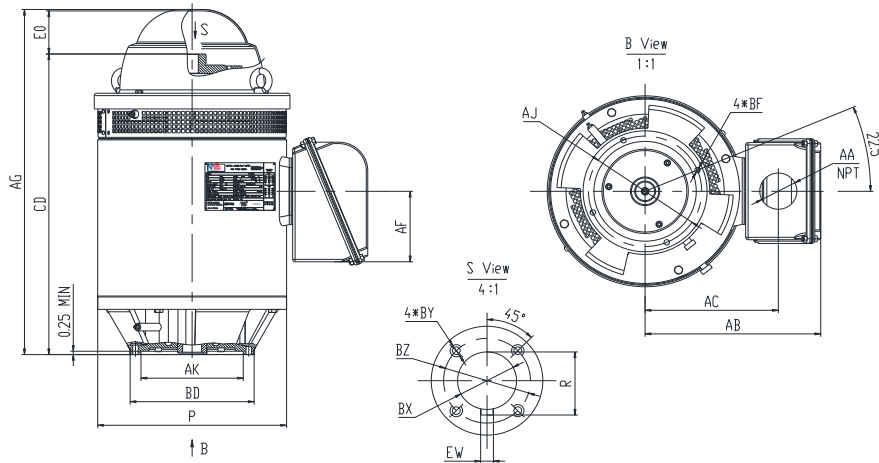




V1-30D4-W28610A

VERTICAL HOLLOW SHAFT MOTOR
NEMA PREMIUM EFFICIENCY
INVERTER RATED 10:1 VT
HIGH THRUST DESIGN
THREE PHASE, OPEN DRIP PROOF (WP1) ENCLOSURE
NON-REVERSE BALL TYPE RATCHET
COUPLING INCLUDED



DIMENSIONS

HP	RPM	Frame	MOUNTING DIMENSIONS													
			BD	AJ	AK	BF	BX	BZ	EW	R	BY	CD	E0 >	AC	AA	AF
30	1780	286TP	10	9.125	8.25	0.44	1	1.38	0.25	1.114	10-32	24.75	3.22	10.6	3	5.83

OVERALL DIMENSIONS			BEARINGS	
P	AB	AG	UPPER	LOWER
15.24	14.17	28.2	6212	7312B

COUPLING: Motor comes with a 1.0" coupling. You may select a different size coupling at no extra charge.

BEARING LUBRICATION: The bearings come lubricated with Mobil Polyrex EM Polyurea Grease.

STEADY BUSHING: Motor is designed to accept a steady bushing. The bore size is 1 inches.





V1-30D4-W28610A



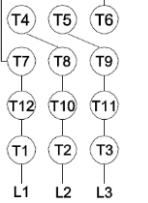
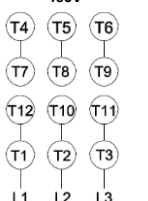



VERTICAL HOLLOW SHAFT MOTOR
NEMA PREMIUM EFFICIENCY
INVERTER RATED 10:1 VT
HIGH THRUST DESIGN
THREE PHASE, OPEN DRIP PROOF (WP1) ENCLOSURE
NON-REVERSE BALL TYPE RATCHET
COUPLING INCLUDED

PERFORMANCE DATA

HP	RPM	Frame	Voltage	Frequency (Hz)	Full Load S.F.	Insulation Class	NEMA Design	Slip (%)	NEMA Code	Enclosure Type	IP Rating	Max. Ambient	Rating CONT
30	1780	286TP	230/460	60	1.15	F	B	1.15	H	WP1	23	40° C	S1

Amps (460V)		Efficiency (%)				Power Factor			Torque (ft-lb)			Down Thrust	Radial Ball Bearing	Angular Contact Bearing	Connection	Weight (lbs.)
FLA	LRA	100%	75%	50%	Min.	100%	75%	50%	FLT	LRT %	BDT %	3200	UPPER	LOWER	12 Lead 2Δ/Δ	572
34.1	246	94.1	93.9	92.9	93.0	0.86	0.83	0.74	85	236	275		6212	7312B		

NAME PLATE

 VERTICAL HOLLOW SHAFT HIGH THRUST DESIGN 						CONNECTION DIAGRAMS		
MODEL V1-30D4-W28610A						FRAME 286TP		
Hz	60	S.F.	1.15	ENCL	WP1	DESIGN	B	
HP	30	RPM	1780	INS	F	PHASE	3	
VOLTS	230/460	FLA	68.2/34.1	MAX.AMBIENT		40° C		
Enclosure	ODP	IP	23	RATING		CONTINUOUS		
NEMA CODE	H	P.F.	0.86	MOTOR WEIGHT		572	LBS.	
NOM EFF	94.1	MIN EFF	93.0	CONNECTION		12 Lead 2Δ/Δ		
DOWN THRUST		3200		BASE DIAMETER		10	INCHES	
UPPER BEARING		6212		LOWER BEARING		7312B		
LUBRICATION		MOBIL POLYREX EM		LUBRICATION		MOBIL POLYREX EM		
NON-REVERSE RATCHET - BALL TYPE				SERIAL NO.				
Specifically designed for use on deep well turbine pump applications.						CC082A		PART WIND START CAPABLE @ 230V
Hernando, Mississippi		ROTATION				E310089		
MOTOR IS SUITABLE FOR INVERTER RATED 10:1 VT								

APPLICATIONS:

Specifically designed for use on deep well turbine pump applications. The coupling is equipped with a non-reverse ratchet, which prevents motor rotation from backspin at shutdown. These motors are built to NEMA standards and have special bearing arrangements to carry heavy thrust loads.