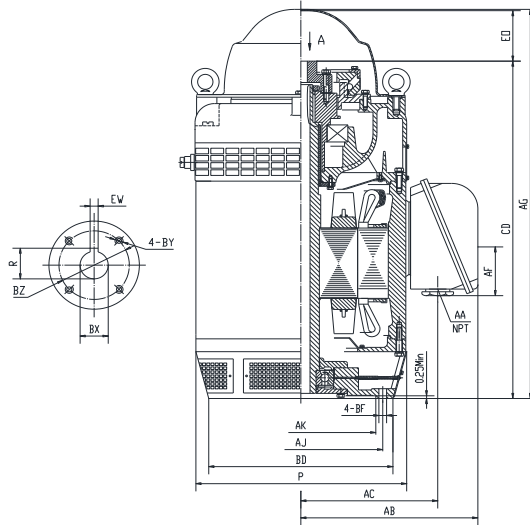




V1-450S4-W500824A-EHT

**VERTICAL HOLLOW SHAFT MOTOR
 NEMA PREMIUM EFFICIENCY
 INVERTER RATED 10:1 VT
 EXTRA HIGH THRUST DESIGN
 THREE PHASE, OPEN DRIP PROOF (WP1) ENCLOSURE
 NON-REVERSE BALL TYPE RATCHET
 COUPLING INCLUDED**



DIMENSIONS

HP	RPM	Frame	MOUNTING DIMENSIONS													
			BD	AJ	AK	BF	BX	BZ	EW	R	BY	CD	EO >	AC	AA	AF
450	1790	5008P	24.5	14.75	13.5	0.69	2-3/16	3.25	0.5	2.409	3/8-16	53.88	8.1	22.24	2-NPT3	7.87

OVERALL DIMENSIONS			BEARINGS	
P	AB	AG	UPPER	LOWER
28.98	27.38	61.88	7236B/DT	6322

COUPLING: Motor comes with a 1.938" coupling. You may select a different size coupling at no extra charge.

BEARING LUBRICATION: The lower bearing comes lubricated with Mobil Polyrex EM Polyurea Grease.

OIL RESERVOIR: Motor is shipped without oil. The oil capacity is 11.08 quarts.

STEADY BUSHING: Motor is designed to accept a steady bushing. The bore size is 2-3/16 inches.





V1-450S4-W500824A-EHT



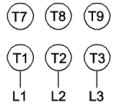
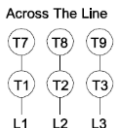
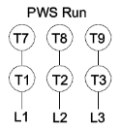




VERTICAL HOLLOW SHAFT MOTOR
NEMA PREMIUM EFFICIENCY
INVERTER RATED 10:1 VT
EXTRA HIGH THRUST DESIGN
THREE PHASE, OPEN DRIP PROOF (WP1) ENCLOSURE
NON-REVERSE BALL TYPE RATCHET
COUPLING INCLUDED

PERFORMANCE DATA

HP	RPM	Frame	Voltage	Frequency (Hz)	Full Load S.F.	Insulation Class	NEMA Design	Slip (%)	NEMA Code	Enclosure Type	IP Rating	Max. Ambient	Rating CONT
450	1790	5008P	460	60	1.15	F	B	0.55	G	WP1	23	40° C	S1

Amps (460V)		Efficiency (%)				Power Factor			Torque (ft-lb)			Down Thrust	Angular Contact Bearing	Radial Ball Bearing	Connection	Weight (lbs.)
FLA	LRA	100%	75%	50%	Min.	100%	75%	50%	FLT	LRT %	BDT %	24000	UPPER	LOWER	6 Lead Δ	4193
489	3375	96.2	95.8	94.6	95.4	0.90	0.88	0.85	1314	176	220		7236B/DT	6322		

NAME PLATE

 VERTICAL HOLLOW SHAFT EXTRA HIGH THRUST DESIGN 										CONNECTION DIAGRAMS	
MODEL V1-450S4-W500824A-EHT					FRAME 5008P					PWS Start	
Hz	60	S.F.	1.15	ENCL	WP1	DESIGN	B				
HP	450	RPM	1790	INS	F	PHASE	3				
VOLTS	460	FLA	489	MAX.AMBIENT			40° C				
Enclosure	ODP	IP	23	RATING			CONTINUOUS				
NEMA CODE	G	P.F.	0.90	MOTOR WEIGHT			4193 LBS.				
NOM EFF	96.2	MIN EFF	95.4	CONNECTION			6 Lead Δ				
DOWN THRUST			24000		BASE DIAMETER			24.5 INCHES			
UPPER BEARING			7236B/DT (X 2) EHT		LOWER BEARING			6322			
OIL CAP. UPPER BEARING			11.08 QTS.		LUBRICATION			MOBIL POLYREX EM			
NON-REVERSE RATCHET - BALL TYPE				SERIAL NO.							
Specifically designed for use on deep well turbine pump applications.								CC326B		PART WIND START CAPABLE @ 230V	
Hernando, Mississippi		ROTATION									
MOTOR IS SUITABLE FOR INVERTER RATED 10:1 VT											

APPLICATIONS:

Specifically designed for use on deep well turbine pump applications. The coupling is equipped with a non-reverse ratchet, which prevents motor rotation from backspin at shutdown. These motors are built to NEMA standards and have special bearing arrangements to carry heavy thrust loads.