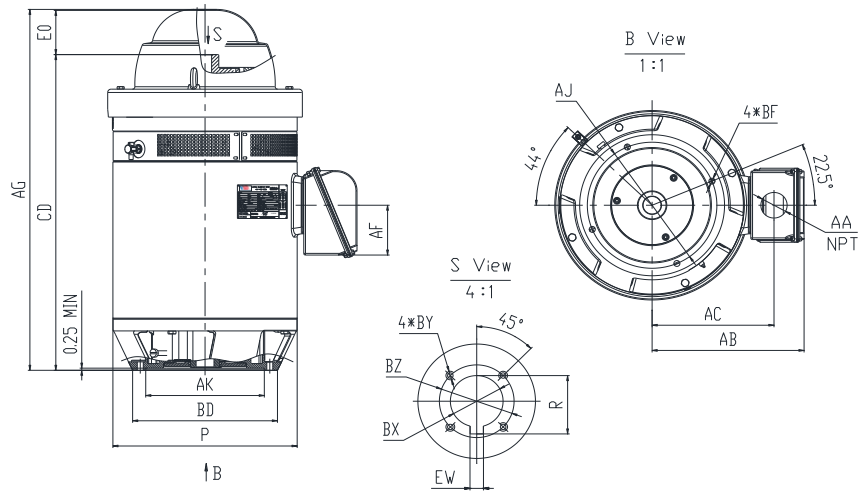




V2-50D4-W32616A

- VERTICAL HOLLOW SHAFT MOTOR
- NEMA PREMIUM EFFICIENCY
- INVERTER DUTY 20:1 VT
- INCLUDES INSULATED BEARING MOUNT - 40 HP AND ABOVE
- HIGH THRUST DESIGN
- THREE PHASE, OPEN DRIP PROOF (WP1) ENCLOSURE
- NON-REVERSE BALL TYPE RATCHET
- COUPLING INCLUDED



DIMENSIONS

HP	RPM	Frame	MOUNTING DIMENSIONS													
			BD	AJ	AK	BF	BX	BZ	EW	R	BY	CD	E0 >	AC	AA	AF
50	1785	326TP	16.5	14.75	13.5	0.69	1-1/4	1.75	0.25	1.366	1/4-20	28.22	4.22	11.65	3	5.83

OVERALL DIMENSIONS			BEARINGS	
P	AB	AG	UPPER	LOWER
17.32	15.44	32.7	7221B	6213

COUPLING: Motor comes with a 1.25" coupling. You may select a different size coupling at no extra charge.

BEARING LUBRICATION: The lower bearing comes lubricated with Mobil Polyrex EM Polyurea Grease.

OIL RESERVOIR: Motor is shipped without oil. The oil capacity is 1.75 quarts.

STEADY BUSHING: Motor is designed to accept a steady bushing. The bore size is 1-1/4 inches.





V2-50D4-W32616A



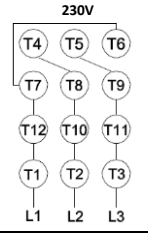
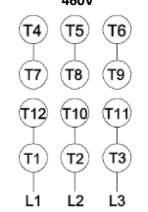


VERTICAL HOLLOW SHAFT MOTOR
NEMA PREMIUM EFFICIENCY
INVERTER DUTY 20:1 VT
INCLUDES INSULATED BEARING MOUNT - 40 HP AND ABOVE
HIGH THRUST DESIGN
THREE PHASE, OPEN DRIP PROOF (WP1) ENCLOSURE
NON-REVERSE BALL TYPE RATCHET
COUPLING INCLUDED

PERFORMANCE DATA

HP	RPM	Frame	Voltage	Frequency (Hz)	Full Load S.F.	Insulation Class	NEMA Design	Slip (%)	NEMA Code	Enclosure Type	IP Rating	Max. Ambient	Rating CONT
50	1785	326TP	230/460	60	1.15	F	B	0.83	H	WP1	23	40° C	S1

Amps (460V)		Efficiency (%)				Power Factor			Torque (ft-lb)			Down Thrust (lbs.)	Angular Contact Bearing	Radial Ball Bearing	Connection	Weight (lbs.)
FLA	LRA	100%	75%	50%	Min.	100%	75%	50%	FLT	LRT %	BDT %	5500	UPPER	LOWER	12 Lead 2Δ/Δ	811
56.4	445	94.5	94.2	93.0	93.6	0.87	0.84	0.76	145	235	270		7221B	6213		

NAME PLATE

 VERTICAL HOLLOW SHAFT HIGH THRUST DESIGN 							CONNECTION DIAGRAMS			
MODEL V2-50D4-W32616A				FRAME 326TP						
Hz	60	S.F.	1.15	ENCL	WP1	DESIGN				B
HP	50	RPM	1785	INS	F	PHASE	3			
VOLTS	230/460	FLA	112.8/56.4	MAX.AMBIENT 40° C						
Enclosure	ODP	IP	23	RATING CONTINUOUS						
NEMA CODE	H	P.F.	0.87	MOTOR WEIGHT 811 LBS.						
NOM EFF	94.5	MIN EFF	93.6	CONNECTION 12 Lead 2Δ/Δ						
DOWN THRUST	5500 LBS.		BASE DIAMETER 16.5 INCHES							
UPPER BEARING	7221B		LOWER BEARING 6213							
OIL CAP. UPPER BEARING	1.75 QTS.		LUBRICATION MOBIL POLYREX EM							
NON-REVERSE RATCHET - BALL TYPE				SERIAL NO.						
Specifically designed for use on deep well turbine pump applications. Hernando, Mississippi				 E310089		CC082A		PART WIND START CAPABLE @ 230V		
				ROTATION 						
MOTOR IS SUITABLE FOR INVERTER RATED 20:1 VT										

APPLICATIONS:

Specifically designed for use on deep well turbine pump applications. The coupling is equipped with a non-reverse ratchet, which prevents motor rotation from backspin at shutdown. These motors are built to NEMA standards and have special bearing arrangements to carry heavy thrust loads.